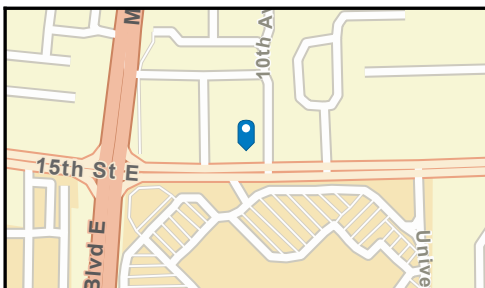
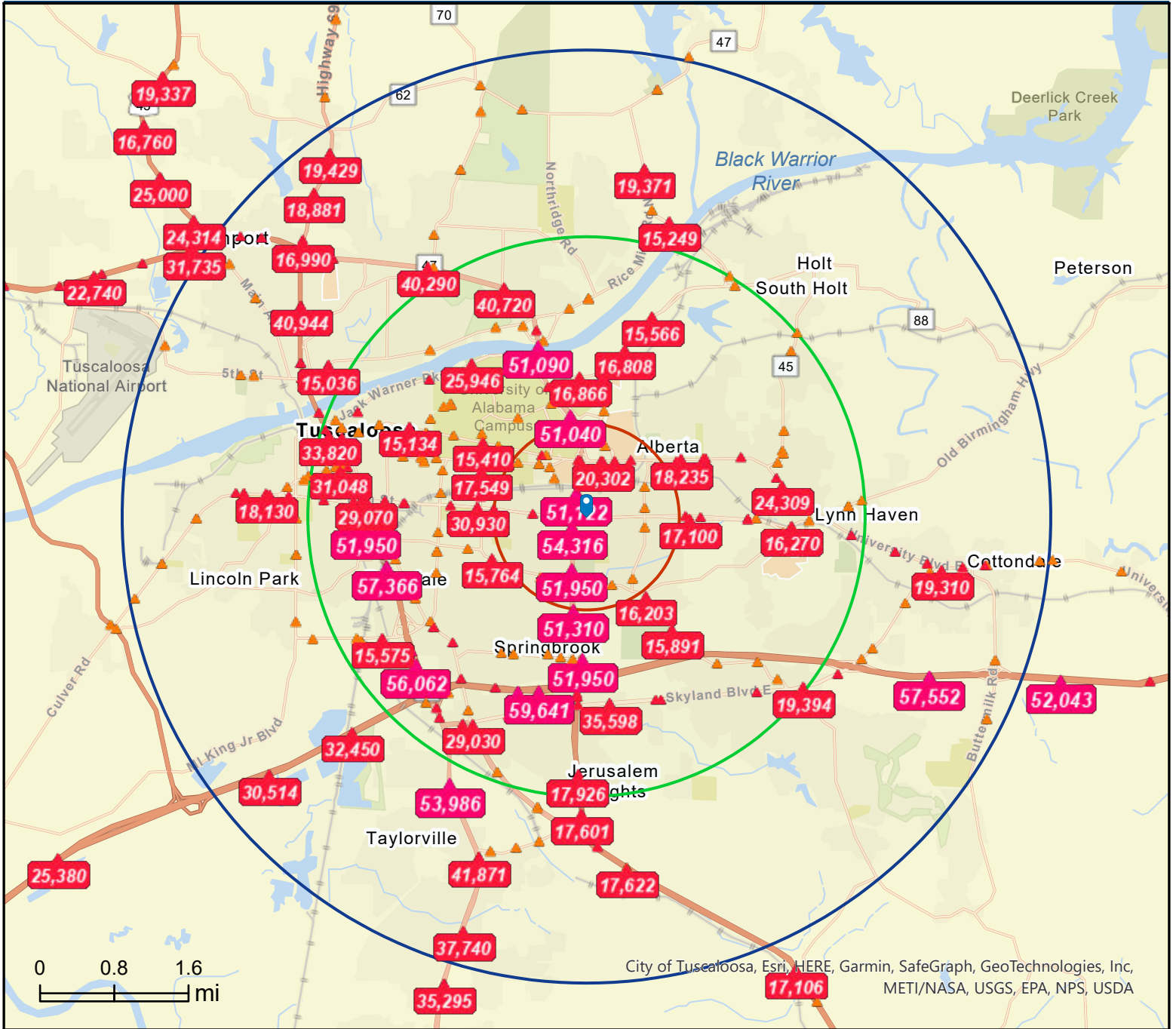
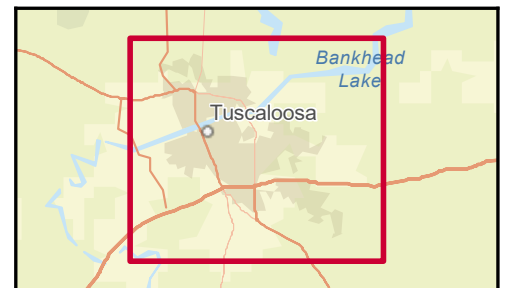


Aspen Dental  
 940 Veterans Memorial Pkwy, Tuscaloosa, Alabama, 35404  
 Rings: 1, 3, 5 mile radii

Prepared by Esri  
 Latitude: 33.19741  
 Longitude: -87.52344



- Average Daily Traffic Volume**
- ▲ Up to 6,000 vehicles per day
  - ▲ 6,001 - 15,000
  - ▲ 15,001 - 30,000
  - ▲ 30,001 - 50,000
  - ▲ 50,001 - 100,000
  - ▲ More than 100,000 per day



Source: ©2022 Kalibrate Technologies (Q3 2022).